

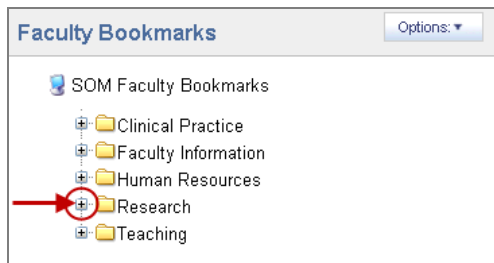
The **Faculty Bookmarks** channel features a collection of links organized into a hierarchy of folders and subfolders. You can navigate through the links by expanding the folders and subfolders.

Important facts about Faculty Bookmarks

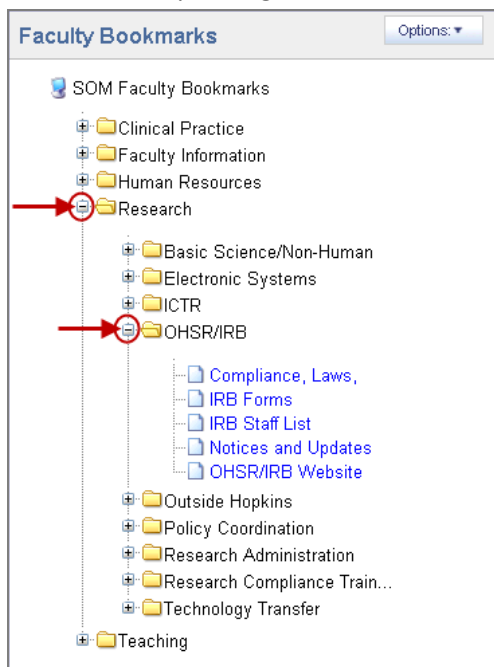
- The same links may be available in multiple folders.
- The folder names and their links cannot be manipulated or changed in any way.
- It is not possible to do a wildcard search for a link.
- **Please send your requests for additional links or corrections to krosen1@jhmi.edu.**

Instructions on how to use Faculty Bookmarks

1. **Open** a folder by selecting its plus sign (+) to expand the folders content.



2. If needed, continue expanding sub-folders to view their links.

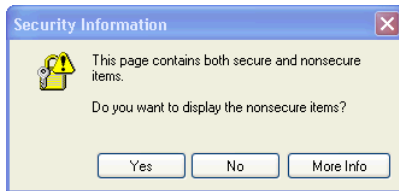


3. Select a link from the list.



4. The link will open inside the JHU portal window.

5. Answer “Yes” if a security information message appears.



6. To return to the **SOM Faculty** tab, select the “[Return to myJohnsHopkins](#)” link at the top of the page.

